




Black

3-19-06 You Can CMYK  
Universal Press Syndicate

EMBARGOED  
Until Release Date



Dear Jax,  
Those pictures that  
change as you wiggle  
them back and forth,  
what are they called  
and how do they  
work?

April Orcutt  
San Francisco, California

Beakman or Jax  
P.O. Box 30177  
Kansas City, MO 64112  
Questions, name & address

## Experiment #1

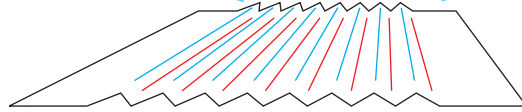
WHAT YOU NEED: This newspaper - scissors

WHAT TO DO: Cut out the big drawing. Use the colored lines to fold it like an accordion. You'll end up with a fan-fold.

Pull the fan-folded paper out a bit like in the little drawing. From one direction it looks like me. From another it looks like my brother, Beakman.

### SO WHAT:


If the slices were really way narrow, you'd need a special lens to separate them. That's what your wiggle card does. Feel the surface of it. Use your fingernail. Those ridges are long, skinny lenses that let you see the skinny slices as one continuous picture.



Dear April,  
Most people just call them wiggle cards. The pictures on wiggle cards are printed in slices. As you move it back and forth, you look at different sets of slices.

You see only one set at a time because you look through special lenses molded into the top layer of the wiggle card.

*Jax Place*  
Jax Place



2006

© 2006 Jok Church — Dist. by Universal Press Syndicate 3-19-06



Black



PS. From Beakman: Most wiggle cards are used to create 3-D images - pictures that seem to have depth. The lenses molded into the surface of the pictures allow each of your eyes to see different images, and your brain puts them together as a 3-D scene.